

THE IRAQ INDEX

Members of US military who have died in the Iraq War as of 11/27/05



Active Duty



Reserve



Civilian Pentagon employees



National Guard



US soldiers who died in October 2004 **63**
 US soldiers who died in October 2005 **96**


Source: icasualties.org

Deaths from major military operations since Vietnam



Source: DOD, Directorate for Information Operations and Reports (DIOR), Statistical Information Analysis Division (SIAD) website

US deaths by ethnicity as of 11/12/05



Total **2,069** Total percentages do not equal 100% due to rounding. Source: icasualties.org

Minority service members (all males) who died in military conflicts as of 11/12/05. Percentages are rounded.


	TOTAL	BLACK/AFRICAN-AMERICAN	HISPANIC/LATINO, ONE OR MORE RACES	OTHER MINORITIES
Korean War	20%	8.4%	2.4%	9.2%
Vietnam War	14.4%	12.4%	.6%	1.4%
Persian Gulf War	24%	17.2%	4.1%	2.4%
Afghanistan	19%	7%	8%	4%
Iraq	26.1%	10.5%	10.9%	4.7%

Source: DIOR/SIAD website, icasualties.org

Each symbol represents 25 soldiers.

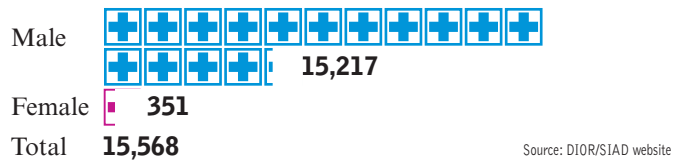
US military deaths source: icasualties.org, based on Department of Defense (DOD) data

Deaths of US soldiers in Iraq by gender as of 11/21/05



Source: icasualties.org

Wounded US soldiers by gender as of 11/5/05. Each symbol represents 1,000 soldiers.



Source: DIOR/SIAD website

Population density of home community of reservists who died in Iraq and Afghanistan as of 5/28/05



(US Census Bureau defines rural areas as "open country" and settlements with fewer than 2,500 residents.)
 Source: "Military Personnel: Reporting Additional Servicemember Demographics Could Enhance Congressional Oversight," US Government Accountability Office, September 2005. Total percentages do not equal 100% due to rounding.

Percentage of Army recruits in 2004 from counties where median household income is below US median nearly 66%

Source: "Youths in Rural Areas are Drawn to Military; Recruits' Job Worries Outweigh War Fears," Ann Scott Tyson, *Washington Post*, 11/04/05

States, territories and commonwealths with highest number of deceased soldiers per capita as of 11/26/05

American Samoa	one death per 12,000 residents
Northern Mariana Islands	one per 27,000
Virgin Islands	one per 36,000
Vermont	one per 44,000
North Dakota	one per 63,000
South Dakota	one per 70,000

States and commonwealths with lowest number of deceased soldiers per capita as of 11/26/05


Utah	one death per 265,000 residents
Puerto Rico	one per 218,000
New Jersey	one per 212,000
Hawaii	one per 210,000
Minnesota	one per 196,000
Connecticut	one per 195,000

Source: State numbers calculated by dividing state population (2004 Estimated US Census Bureau figures) by number of soldiers killed in Iraq from that state (based on data at icasualties.org). Territories and commonwealths calculated by dividing population (2005 Estimated Population from CIA World Factbook) by number of soldiers killed in Iraq (based on data at icasualties.org).

THE IRAQ INDEX

US soldiers wounded in Iraq as of 11/5/05

Each symbol represents 25 soldiers.



Source: DIO/STAD website

Soldiers wounded in Iraq who later died in hospitals in Germany and the United States **76**

Source: icasualties.org



Source: "Rumsfeld Hints at More Troops in Iraq," CNN, 11/1/05

Number of soldiers from other coalition countries in Iraq **23,000**

As of 8/16/05. Source: globalsecurity.org

Coalition countries with ten or more deaths as of 11/21/05

Source: icasualties.org. Each symbol represents 25 soldiers.



*All troops have been withdrawn

Number of US soldiers deployed overseas since 9/11 **1 million+**

Source: "How Many Have Gone to War?" by Mark Benjamin, *Salon*, 04/12/05

Length of deployments in Iraq

Army **1 year** Marines **7 months**

Source: Service branch spokespersons and "On the Front Lines, Many Say Morale Remains Strong," by Thom Shanker, *New York Times*, 11/21/05

Percentage of Army combat soldiers returning from Iraq reporting major depression, generalized anxiety or post-traumatic stress disorder as of 12/1/03 **19.5%**

Source: "Combat Duty in Iraq and Afghanistan, Mental Health Problems, and Barriers to Care," by Carl W. Hoge, M.D., et al., *The New England Journal of Medicine*

Estimated number of coalition contract and other civilian employees working in Iraq **75,000**

Source: "Civilian Contractors in Iraq Dying at Faster Rate as Insurgency Grows," Seth Borenstein, Knight Ridder Newspapers, 11/2/05

Source: "Private Warriors," *Frequently Asked Questions*, *Frontline*, PBS, 6/21/05 approximately **150,000**

Estimated number of coalition contract and other civilian employees killed in Iraq or died later from wounds **at least 428**

Source: "Civilian Contractors in Iraq Dying at Faster Rate as Insurgency Grows," Seth Borenstein, Knight Ridder Newspapers, 11/2/05

Estimated number of American contract and other civilian employees killed in Iraq or died later from wounds **at least 147**

Source: "Funds Fade, Deaths Rise and Iraq Rebuilding Is Spotty," by James Glanz, *New York Times*, 10/31/05

Estimated number of coalition contract employees wounded in Iraq **3,963**

Source: "Civilian Contractors in Iraq Dying at Faster Rate as Insurgency Grows," by Seth Borenstein, Knight Ridder Newspapers, 11/2/05

Estimated number of journalists killed in Iraq as of 11/29/05 **60**

Source: cpj.org (Committee to Protect Journalists)

Estimated number of Iraqis killed from start of war to present as of 11/28/05 **27,115 to 30,559**

Source: "Mortality Before and After the 2003 Invasion of Iraq," Les Roberts, et al., *The Lancet*, 11/20/04 **100,000**



Source: The Brookings Institution "Iraq Index." Each symbol above represents 10 incidents.

Percentage of US troops sent to Iraq or Afghanistan who have been deployed more than once **33%**

Source: "How Many Have Gone to War?" by Mark Benjamin, *Salon*, 4/12/05

Annual pay samples* of Army and Marine Corps soldiers serving in Iraq

Private First Class, 3 years service	\$ 25,598
First Lieutenant, 2 years service	\$ 33,031
Sergeant Major, more than 22 years service	\$ 64,166
Colonel, more than 22 years service	\$100,520

(*Includes basic pay, basic subsistence allowance and imminent danger/hostile fire pay for active duty, reserve and National Guard) Source: DOD

Estimated annual salary range of civilian employees in Iraq

US employees	\$80,000 to \$100,000+
Non-US and non-Iraqi employees	\$6,600 to \$12,000

Sources: "Civilian Death Toll Passes 100 in Iraq," by Bill Hendrick, *Cox News Service*, 9/24/05; "Foreign Workers, Base Pay," by Moni Basu, *Cox News Service*, 11/7/05. Figures in US dollars.

Estimated cost of war as of October 2005 (US, obligated or approved) **\$251 billion**

Source: Congressional Research Service

Total cost of Vietnam War to US in current dollars **\$600 billion**

Source: "The Iraq Quagmire," by Phyllis Bennis and Erik Leaver, *Institute for Policy Studies and Foreign Policy in Focus*, 8/31/05

Estimated cost of war per day (US) **\$195 million**

Note: While the utmost care was taken to ensure the most accurate, up-to-date information, the Department of Defense states that its statistics are subject to change.